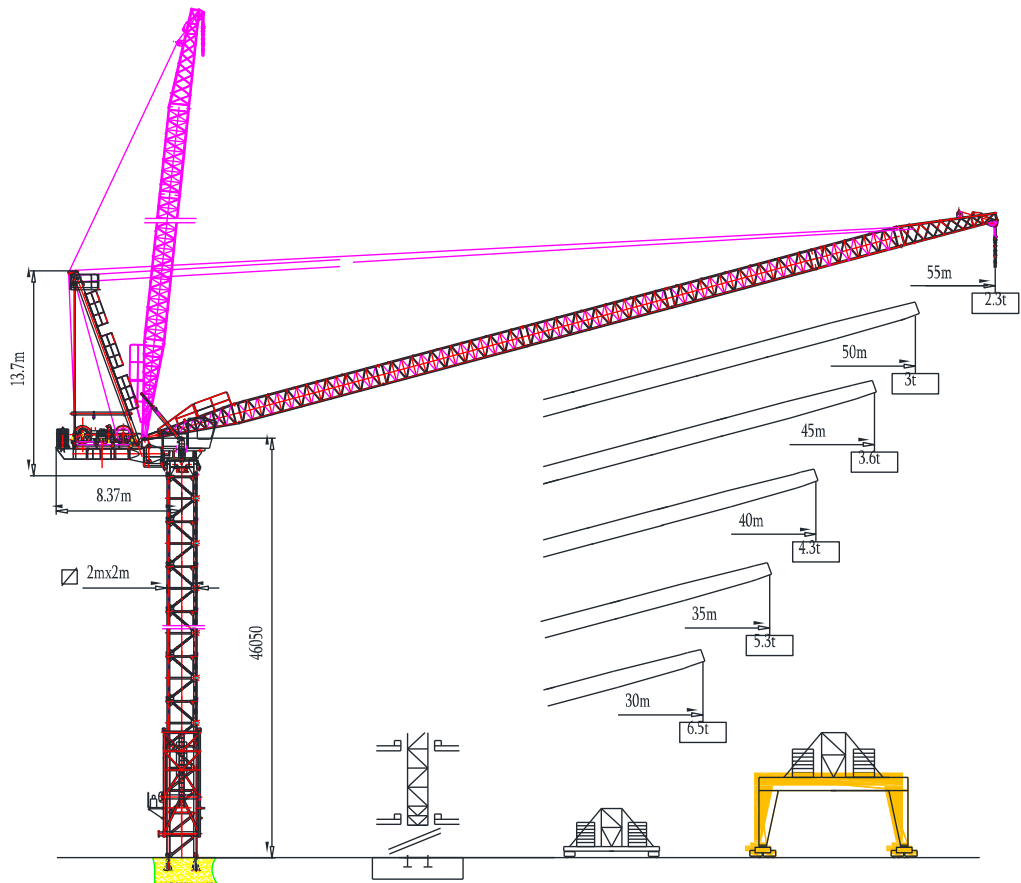




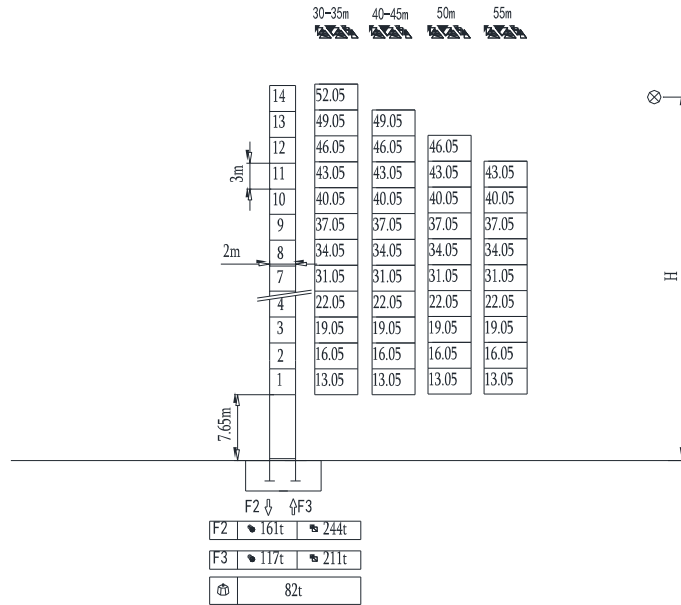
沈阳三洋建筑机械有限公司  
SHENYANG SANYO BUILDING MACHINERY CO., LTD

TOWER CRANE **GL30/23**





塔身截面 Mast 2.0m x 2.0m



载有特性 Load diagrams



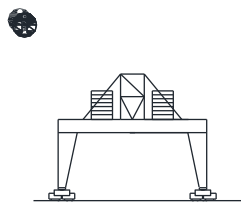
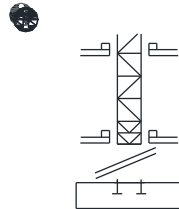
机构特性 Mechanisms specification														Kw	
起升 Hoisting		55LVF	m/min	0-4.6	0-19	0-38	0-57	0-76	0-2.3	0-9.5	0-19	0-28.5	0-38	700	55
			t	6	6	6	3	1.5	12	12	12	6	3		
变幅 Luffing		55DVF	min	0-3										55	
回转 Slewing		9SVF	r/min	0-0.8										9x2	
		145SVT												145Nm <sup>x2</sup>	
行走 Travelling		4TRVF	m/min	0-12										4x4	

电源	Power Supply	380V 50Hz /440V 60Hz
KVA 供电容量	Necessary Electric Power	200KVA

平衡臂配重  
Counter-jib ballast

		(t)
55m	8.35m	12
50m	8.35m	12
45m	8.35m	12
40m	8.35m	12
35m	8.35m	12
30m	8.35m	12

可变换的其它安装方式  
Mounting possibilities



同我们协商  
Consult us

F 反力    工作状态    In service    自重    不带载荷及配重，最大臂长及标准高度时的自重。  
Reactions    非工作状态    Out of service    Self-load    Without load and counter-weight with longest jib and standard height